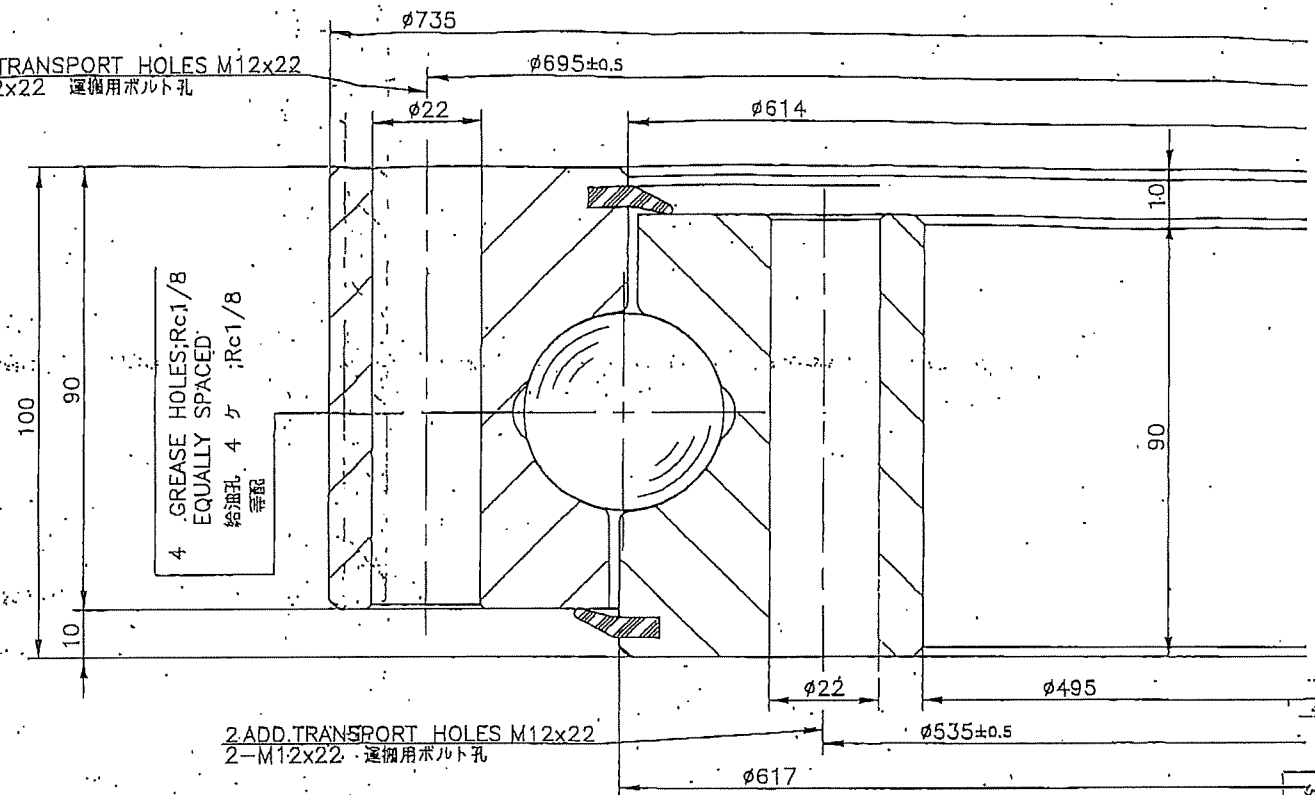


ø615.5 / 40

(1/2)



2 ADD. TRANSPORT HOLES M12x22
2-M12x22 運搬用ボルト孔



4 GREASE HOLES; Rc1/8
EQUALLY SPACED
給油孔 4ヶ 等配

2 ADD. TRANSPORT HOLES M12x22
2-M12x22 運搬用ボルト孔

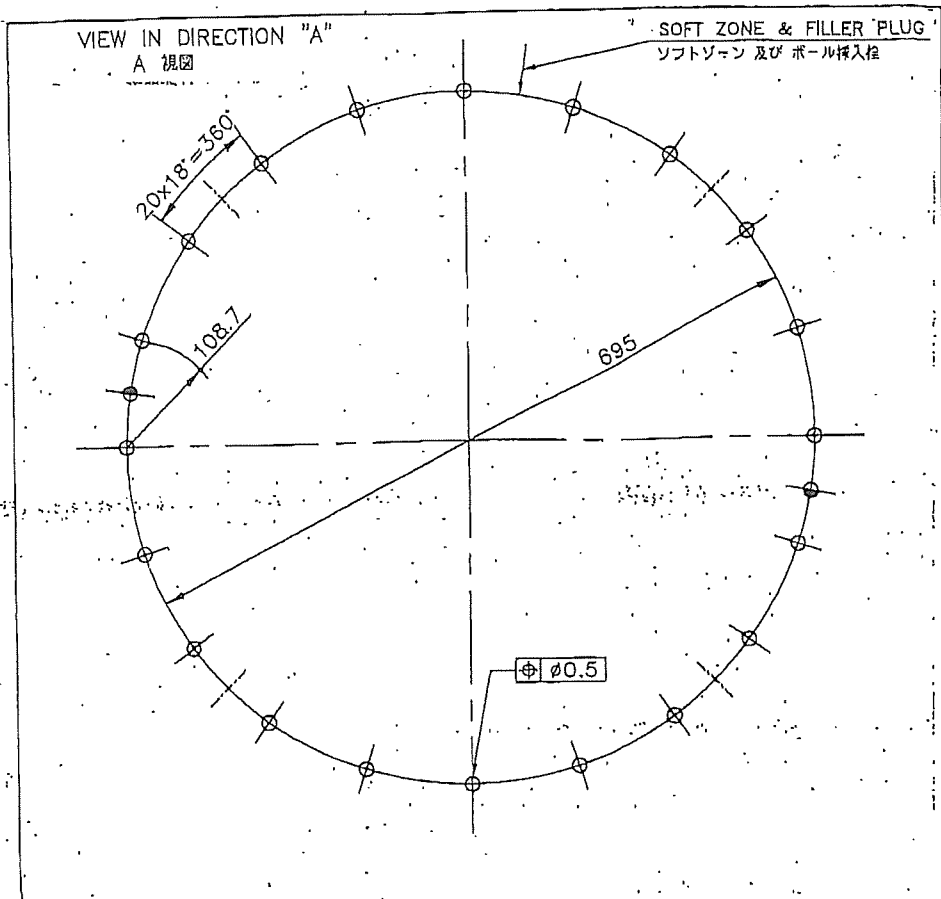


13/ (6.3/)

納入仕様図

- 20 OUTER HOLES — EQUALLY SPACED FOR M20 BOLTS
外輪 20 孔 等配
- 20 INNER HOLES — EQUALLY SPACED FOR M20 BOLTS
内輪 20 孔 等配
- ALL UNDIMENSIONED CHAMFERS 2MM
特記無キ面取り 2MM
- UNGIVEN TOLERANCES ON DIA. TO BE REFERED TO THE TABLE
表記無キ直径公差ハ右表ニ依ル

桁記無キ直径公差		UNDIM. DIA. TOLERANCES						
寸法工	OVER	100	315	1000	2000			
以下	BELOW	315	1000	2000	4000			
普通公差	GENERAL	±1.6	±2.5	±3.5	±5.0			
優先度	ADD. DIA.	±0.4	±0.6	±0.8	±1.0			
						DESCRIPTION OF CHANGES	DATE	BY
日本ロバロ株式会社		DRAWN	DATE	SCALE 1/1		MASS (kg)		150 Fg
Roballo		hogo		TITLE/		Roballo Slewing Ring		
NIPPON ROBALLO CO., LTD		CHECKED		Single Row				
TOKYO/JAPAN		ny		DWG NO./		60M4394.02.408		
		MATERIAL						
		SCM445N						
.RP- 01F831						EX.) 60M4394		

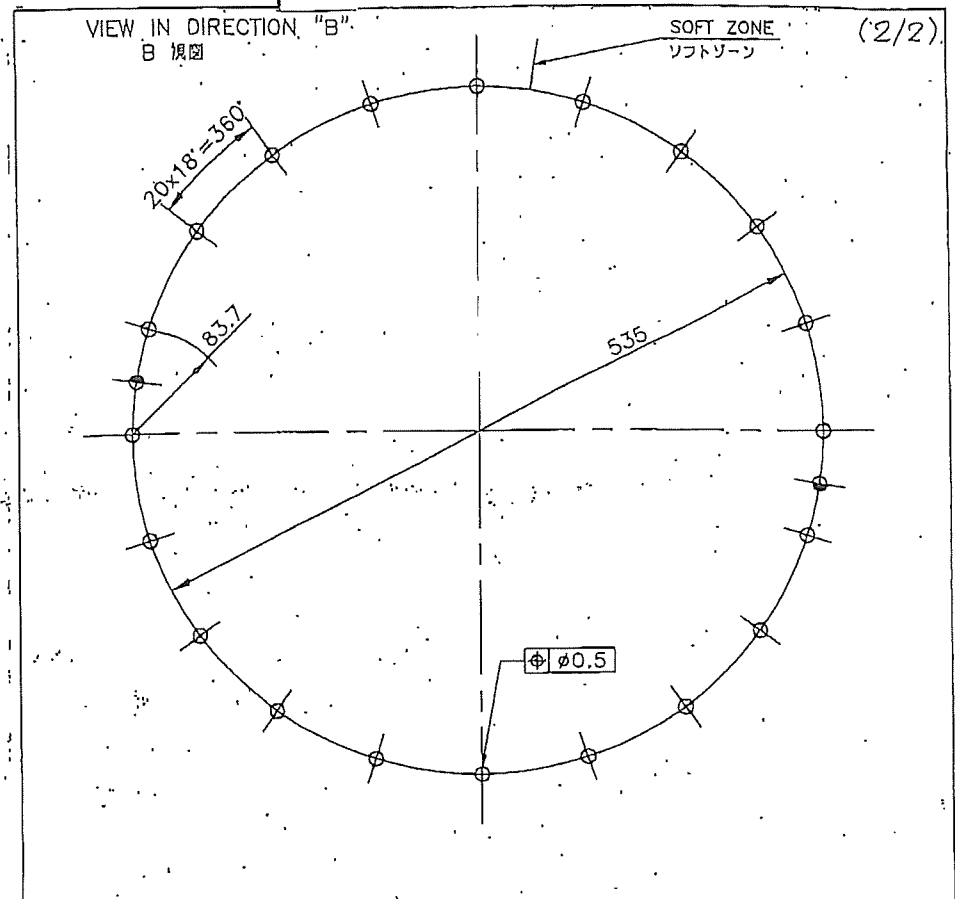


- 20 FASTENING HOLES $\phi 22$ 20- $\phi 22$ 取付ボルト孔
- ◻ 2 TRANSPORT HOLES M12 2-M12 運搬用ボルト孔
- 4 GREASE HOLES Rc1/8 4-Rc1/8 給油孔

納入仕様図

BELONGS TO DRAWINGS 図面所属 ; 60M4394.02.001.

日本ロバロ株式会社 Roballo NIPPON ROBALLO CO., LTD TOKYO/JAPAN	DRAWN haga	DATE	MATERIAL	○			
	CHECKED naya			○			
SCALE		MASS	DESCRIPTION OF CHANGES		DATE	BY	
TITLE/ BORE PLAN FOR OUTER RING			DWG NO./ 60M4394.02.008				



- 20 FASTENING HOLES $\phi 22$ 20- $\phi 22$ 取付ボルト孔
- ◻ 2 TRANSPORT HOLES M12 2-M12 運搬用ボルト孔

納入仕様図

BELONGS TO DRAWINGS 図面所属 ; 60M4394.02.002

日本ロバロ株式会社 Roballo NIPPON ROBALLO CO., LTD TOKYO/JAPAN	DRAWN haga	DATE	MATERIAL	○			
	CHECKED naya			○			
SCALE		MASS	DESCRIPTION OF CHANGES		DATE	BY	
TITLE/ BORE PLAN FOR INNER RING			DWG NO./ 60M4394.02.009				

10-B11 5B8-12851